

Sash Pull Handle



Features


- Sturdy feel**
 Solid die cast zinc construction
- Easy to grip**
 Sculptured ergonomic design
- Perfectly matching hardware**
 Supplied with colour coordinated screws that perfectly matches to the Sash Pull Handle
- Designed for PVCu, Timber and Aluminium sliding windows**
 To suit all window materials, we have a range of different keeps to suit specific profiles
- Available in the complete range of Hardex finishes**
 Perfectly matching to the full Fab&Fix range of products




Hardex Chrome




Hardex Satin




Hardex Graphite



Hardex Bronze



Hardex Gold



Antique Black



Hardex Pewter



White



Black

Sash Pull Handle

Ordering Details

Product **Part No.**

Finish

Hardex Chrome	VHBHHC01
Hardex Bronze	VHBHHB01
Hardex Gold	VHBHHC01
Hardex Graphite	VHBHGR01
Hardex Satin	VHBHSA01
Hardex Pewter	VHBHPT01
Antique Black	VHBHAB01
White	VBHW01
Black	VBHBK 01

Technical Information

Corrosion Resistance

Meets the requirements of BS EN 1670:2007 Grade 5 (480 hours)

Material Specification

Sash Pull Handle:	Zinc Die Cast
Coatings:	Hardex Chrome, Hardex Bronze, Hardex Gold, Hardex Satin, Hardex Pewter, Antique Black, Hardex Graphite, White and Black.

Packaging

Sash Pull Handle: Individually bagged, 100 per box

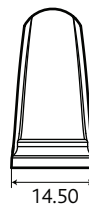
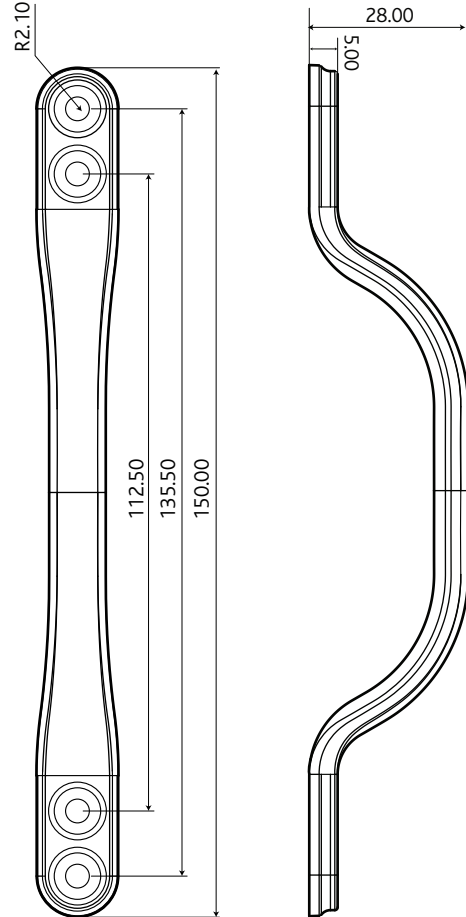


Diagram not to scale.

All dimensions are in mm and are nominal.

Fab&Fix reserves the right to change specification without notice. It is the responsibility of the window manufacturer to ensure that the finished product meets any required safety and performance specification.